



NORTHWOOD



ARCTIC FOX





WINDSWEPT SERENITY INTERIOR



SOLITAIRE AZUL INTERIOR



DESERT PALMS INTERIOR



NORTH FORK



22G DESERT PALMS



22G DESERT PALMS





25R WINDSWEPT SERENITY



NORTH FORK



25W DESERT PALMS





25Y SOLITAIRE AZUL



28F WINDSWEPT SERENITY



ARCTIC FOX NORTH FORK TRAVEL TRAILERS





29RK WINDSWEPT SERENITY
*OPTIONAL CROSS STITCH SOFA SHOWN



32A DESERT PALMS
*OPTIONAL CROSS STITCH SOFA AND ROCKERS SHOWN



What is ABSOLUTE NORTHWOOD?

Our Commitment to:



**QUALITY
STRENGTH
DURABILITY**

When you purchase an Arctic Fox, you are investing in the best quality materials, construction and craftsmanship. That is why the resale value in an Arctic Fox remains higher, and your investment retains its value longer. If you ever decide to trade in your Fox, you will get top dollar. That is why you don't see many used Arctic Foxes on the market, folks buy them up as quickly as they become available because Arctic Fox has a reputation for durability and longevity.

 **CHASSIS**
Custom Built, Tested, Certified


 **FRAME**
Thick Wall Aluminum w/Solid Anchor Blocking

 **ROOF**
Full Walk On, Bonded Roof Truss System

 **CABINETS**
Wall & Ceiling Mounted, Face Frame Construction

 **INSULATION**
A True 4 Season Coach

NORTHWOOD BUILT CERTIFIED CHASSIS



WE BUILD OUR OWN HEAVY DUTY STRUCTURAL STEEL OFF-ROAD CHASSIS

We are one of the few manufacturers that build their own chassis. The name NORTHWOOD is known throughout the industry for quality chassis and we certify ours through an independent testing laboratory for quality assurance.

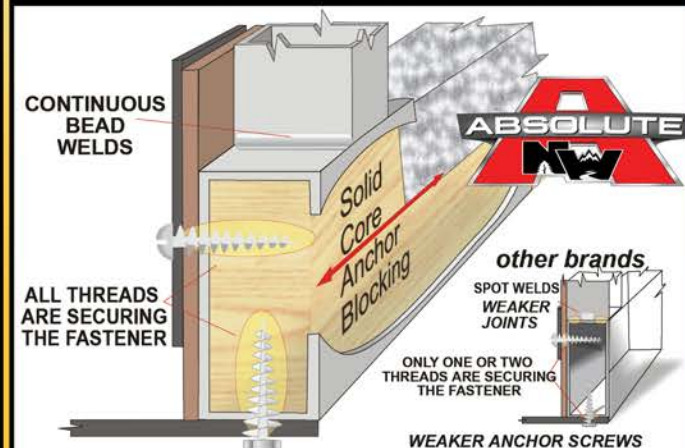


THICK WALL TUBULAR ALUMINUM SUPERSTRUCTURE

.060"-.125"
(Up to 1/8" Thick)
heavy gauge thick wall aluminum tubing in our travel trailers & fifth wheels.

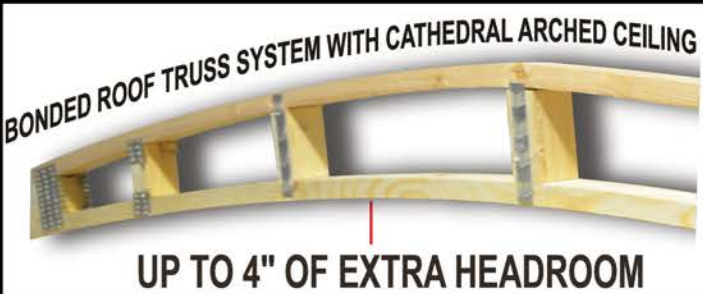


SOLID CORE ANCHOR BLOCKING AND CONTINUOUS WELDS



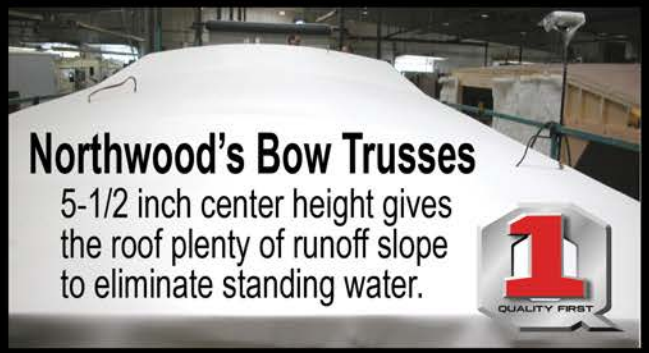
Now that's an **ABSOLUTE** Quality Superstructure!

BONDED ROOF TRUSS/ FULL WALK-ON ROOF



The Northwood Bonded Roof Truss System bonds all the components of the roof structure together as a unit. The ceiling, trusses and roof plywood are unified in a bonded system that gives superior load distribution and maximum load bearing capacity.

Top quality exterior grade plywood panels are bonded to the trusses and a thick one piece roofing membrane is then applied for a durable, long lasting seal to protect you and your coach from the elements.



Northwood's Bow Trusses

5-1/2 inch center height gives the roof plenty of runoff slope to eliminate standing water.



CUSTOM BUILT FACE FRAME CABINETS

CABINERY w/SOLID WOOD DOORS,
BUILT USING RESIDENTIAL FACE FRAME
CONSTRUCTION METHODS &
INTEGRATED WITH THE WALL & CEILING.

BEAUTIFUL & STRONG



Solid Wood
cabinet doors ensure
lasting beauty and
rugged strength.



Face Frame
construction gives our
cabinets 'high end'
residential quality.



Structurally Integrated
cabinetry is
anchored to the
walls and ceiling
structure of our
coaches making both
the RV and the
cabinets stronger.

A TRUE FOUR SEASON ALL CONDITIONS UNIT



HEATED ENCLOSED HOLDING TANKS & DUMP VALVES DESIGNED FOR COLD NORTHERN & HOT SOUTHERN CLIMATES

Northwood builds true 4-Season Coaches. Our fully insulated holding tank area circulates warm air around the suspended tanks providing the best protection from freezing. Our knife valves are also enclosed to keep them from freezing. Our 4-Season coaches are insulated with various types of residential quality Rigid Foam, Batten & Reflective Foil insulation to protect you from the winter cold & summer heat.



27-5L WINDSWEEP SERENITY

*OPTIONAL CROSS STITCH SOFA SHOWN



ARCTIC FOX GRANDE RONDE 5TH WHEELS



29-5K SOLITAIRE AZUL

*OPTIONAL FIREPLACE SHOWN

29-5T WINDSWEPT SERENITY

*OPTIONAL CROSS STITCH SOFA SHOWN



ARCTIC FOX GRANDE RONDE 5TH WHEELS



30-5RD SOLITAIRE AZUL



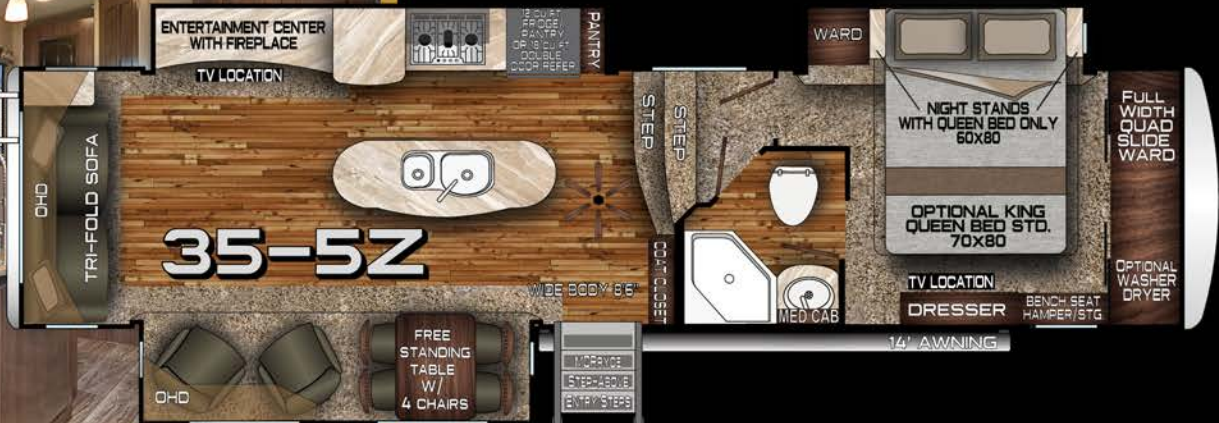
**ARCTIC FOX
GRANDE RONDE
5TH WHEELS**



32-5M DESERT PALMS
*OPTIONAL FIREPLACE SHOWN



35-5Z WINDSWEPT SERENITY
*OPTIONAL FIREPLACE SHOWN



GRANDE RONDE



EXPLORE NORTHWOOD QUALITY



ROOF

Full Walk On Roof with Bonded Roof Truss System

FRAME

Thick Wall Aluminum w/Solid Anchor Blocking

SLIDE OUTS

4 Seals, Dual Rack & Pinion Rams (main slides) Insulated, Cross Ventilating Windows

FLOORS

Commercial Grade Linoleum, Fully Insulated Tongue and Groove Plywood (not chipboard)

CHASSIS

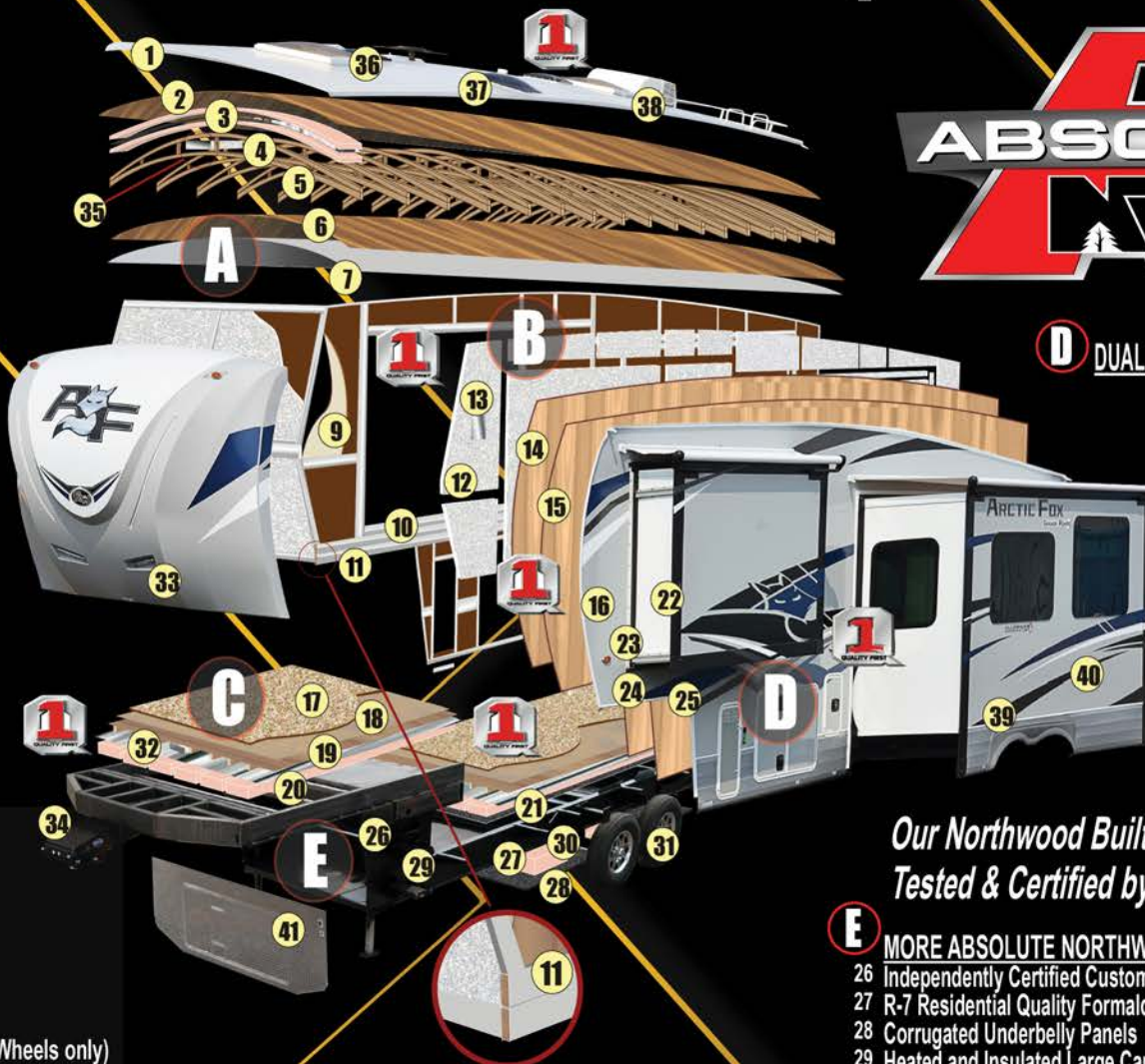
Custom Built, Independently Tested & Certified

CABINETS

Wall & Ceiling Mounted, Face Frame Construction

INSULATION

A True 4 Season Coach



D DUAL RACK & PINION RAM MAIN SLIDE ROOM

- 22 White Accent Fiberglass Finish on Slide Out Side Wall
- 23 4 Seal System
- 24 w/Inner & Outer Bulb Seal ...including Wiper Seal
- 25 Continual Seal in Any Position ...and Outer Bulb Seals

A NORTHWOOD ROOF TRUSS SYSTEM

- 1 Heavy Gauge One Piece Roof Membrane
- 2 3/8" Plywood Sheathing (Bonded to Trusses)
- 3 R-15 Reflective 'Arctic' Foil Insulation
- 4 R-18 Dual Layer Fiberglass Insulation
- 5 Bow Style Roof Trusses (Bonded to Ceiling)
- 6 Interior Lamination Grade Luan Plywood
- 7 Ozite Ceiling Carpet Finish (Grande Ronde 5th Wheels only)

B HIGH DENSITY ONE PIECE LAMINATED WALLS

- 9 Designer Interior Decor Finish Paneling
- 10 Heavy Gauge Fully Welded Aluminum Superstructure
- 11 Solid Wood Fill - Full Thread Depth Anchor Blocking
- 12 Virgin 2 lb Rigid Dense Block Foam Insulation
- 13 Steel Inlaid Bonderizer Anchor Strips
- 14 Lamination Grade Luan Plywood Exterior Wall Layer
- 15 Second Luan Layer
- 16 Corona Treated High Durability Fiberglass Outer Layer

Arctic Fox is a True Four Season Coach

C ULTIMATE DURABILITY FLOOR STRUCTURE

- 17 Residential Quality Plush Commercial Carpeting
- 18 Commercial Grade Linoleum with 20 mil Surface
- 19 5/8" T&G Plywood Decking (not chipboard)
- 20 R-7 Residential Grade Fiberglass Insulation
- 21 Reinforced Woven Highway Moisture Barrier

Our Northwood Built Chassis are Independently Tested & Certified by Pacific West Associates, Inc.

E MORE ABSOLUTE NORTHWOOD QUALITY FEATURES

- 26 Independently Certified Custom Built Northwood Chassis
- 27 R-7 Residential Quality Formaldehyde Free Fiberglass Insulation
- 28 Corrugated Underbelly Panels
- 29 Heated and Insulated Large Capacity Holding Tanks
- 30 Easy Lube Axles and Shocks
- 31 Heavy Duty Radial Tires
- 32 Sealed All Metal Heat Ducts
- 33 Aerodynamic Fiberglass Front Cap
- 34 Mor/ryde RPB pin box
- 35 All Foam Condensation Resistant A/C Ducts
- 36 Extra Large 'Starlite' Bedroom Skylight
- 37 Large Skylight
- 38 Hi Output Roof Mount A/C
- 39 Roto Molded High Durability Wheel Skirts
- 40 Diamond Scored Sidewall Skirts
- 41 Front Plate Gravel Guard





Dave and Kimberly



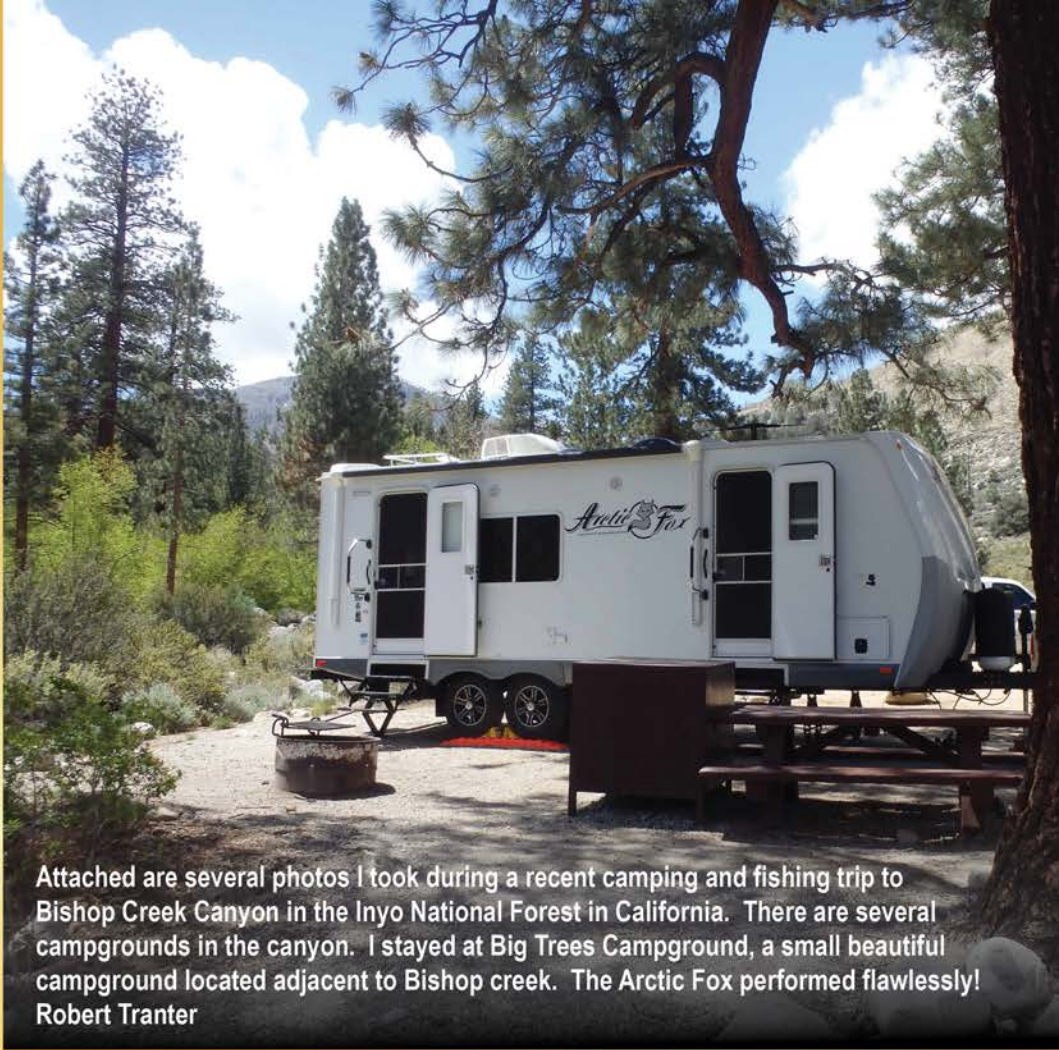
Photo was taken a few days ago of our 2015 Arctic Fox crossing the Arctic Circle on the Dempster Highway that leads to Inuvik in the Northwest Territories, Canada. This is the beginning of a trip that will start at the Arctic Ocean in June and also take us to both the Pacific and Atlantic Oceans this summer and fall.

Unfortunately the truck and trailer are quite dirty, but show a bit of a testament of the challenge this trip and the Dempster highway was for the unit. No issues with the unit other than the layers of dust and mud from the final stretch of 735 kilometers of mountain gravel road.

Conrad and Margery Baetz



Mary Williams



Attached are several photos I took during a recent camping and fishing trip to Bishop Creek Canyon in the Inyo National Forest in California. There are several campgrounds in the canyon. I stayed at Big Trees Campground, a small beautiful campground located adjacent to Bishop creek. The Arctic Fox performed flawlessly!
Robert Tranter



We Love our 25W! - Mary and Michael



About four miles northeast of Alcova WY is BLM's Pete's Draw Campground on the North Platte River. It's dry camping, but I could stay the entire 14 day limit in my 32-5M
Mike Zander



Just finished a 40-day 6,500 mile road trip in our 2016 27-5L. We had a wonderful time visiting 11 states, 10 National Parks and 5 National Monuments. The 27-5L performed flawlessly and was very comfortable regardless of the weather. We experienced overnight lows in lower 20's, 7" of snow on the Grand Canyon north rim and last week afternoon highs in the upper 90's. Can't say enough good things about our 27-5L!
Dave

30 YEARS OF QUALITY



ARCTIC FOX NORTH FORK TRAVEL TRAILERS

Standard Features

Northwood Built, Independently Certified, Off-Road Chassis
Fully Welded, Thick-Wall Aluminum Frame Construction
Corona Treated Fiberglass
Laminated, Multi-Layered Substrate Walls & Floor
High Density Block Foam Insulation
Wide-Body Floorplan / Dinette Slide
E-Z Lube Axles
15" Aluminum Wheels / Tires & White Mod Spare
Shocks On All Four Wheels
Stabilizer Jacks / MORryde Step Above w/Strut Assist (2)
Four Seasons Insulation With R-18 Ceiling
R-15 Reflective Foil Insulation in Roof / Slide
Heated Holding Tanks / Cathedral Arched Ceiling
Aerodynamic One Piece Front Cap w/BackRoad Armor
2 Independently Switched LED Hitch Lights
Easy Access LP Cover / Diamond Plate Bumper Wrap
LED Interior & Exterior Lighting / Rear View Camera Ready
Exterior HD Ladder / Omni-Directional TV Antenna
SLAM Door Latches on Pass Thru Storage Doors
12V Light in Storage Compartment
LPG Quick Connect & Black Water Flush System
Large Exterior Entry Grab Handle / Entry Door Friction Hinges
Exterior Shower / 2 Afox Logo Director's Chairs
10 Gal DSI Gas/Elect Quick Recovery Water Heater
13.5m BTU Air Conditioner w/Condensation-Resistant Ducting
12V LED Awning w/Adjustable Pitch

Options

SoiX 4 - 400 Watt Solar Package
12-Volt Power Tongue Jack
Outside Speakers/Battery Disconnect
Frameless Thermal Pane Windows
Satellite Ready
Interior Command Center
Bedroom Carpet w/ Pad
Roller Bearing Drawer Glides
Slow Rise Night Shades
32" 12v LED TV & AM/FM Stereo w/Bluetooth
Smoke, LPG & CO Leak Detectors
Charge Wizard / Digital Thermostat
2 Swivel Rockers With Decorative Throw Pillows
Booth Dinette
Solid Surface Kitchen Countertops
Custom One Piece Formed Countertops & Dinette Table
10 Cubic Foot 12 Volt Stainless Steel Refrigerator
Solid Surface Bathroom Countertops w/SS Sink
Daylighter Kitchen Skylight w/ Shade
Premium Fan Vent (Kitchen)
Porcelain, Foot-Pedal Toilet / Bath Skylight
Premium Fan Vent - Bathroom (Exhaust Only)
Glass Shower Enclosure / Garden Tub
NW TruRest Queen Mattress w/ Bedspread
Premium Fan Vent (Bedroom)
Recessed Storage Headboard
USB Charging Ports & 110 Outlets on Both Sides of Bed

Options

Battery Box Kit
FLXguard Main Awning
15K Low Pro Air Conditioner w/Ducting
15K Air Conditioner w/ Ducting
2" Receiver Hitch
Holding Tank Heat Pads (All Tanks)
Dual Motor Sliding Stab Jacks, Front & Rear
Bedroom Carpet w/Pad
2.5 Onan LP Gen(22G, 25R)---
---(tied to 11K A/C option)
3.6 Onan LP Gen(28F)
SoiX 6- +200 Watts of Solar
SoiX 8- +400 Watts of Solar
SoiX 10- +600 Watts of Solar(28F,29RK,32A)
5 Point Leveling System
Winegard Carryout G2+ Sat Dish---
---(DISH/DIRECT)
11K Pwr Saver A/C---
---(use w/2.5 Generator option)
RV BBQ
Rear View Camera
Gateway Router



YOUR LOCAL DEALER:



Travel Trailers



ARCTIC FOX GRANDE RONDE 5TH WHEELS

Standard Features

Northwood Built, Independently Certified, Off-Road Chassis
Fully Welded, Thick-Wall Aluminum Frame Construction
Corona Treated Fiberglass
Laminated, Multi-Layered Substrate Walls & Floor
High Density Block Foam Insulation
Wide-Body Floorplan/MORryde Step Above w/Strut Assist
E-Z Lube Axles
Heavy Duty Greasable Suspension / 2" Receiver Hitch
16" Aluminum Wheels / Tires & White Mod Spare
MORryde RPB Pin Box / 6 Point Leveling System
Bed-Ward Slide / Dinette Slide/ Flush Floor Super Slide
Four Seasons Insulation With R-18 Ceiling
R-15 Reflective Foil Insulation in Roof / Slides
Heated Holding Tanks / Cathedral Arched Ceiling
Aerodynamic One Piece Front Cap
2 Independently Switched LED Hitch Lights
Fiberglass Rear Cap / LED Cap Accent Lights
LED Interior & Exterior Lighting / Rear View Camera Ready
Exterior HD Ladder / SoiX 4 - 400 Watt Solar Package
Exterior Convenience Center
SLAM Latch Luggage Doors
Large Exterior Entry Grab Handle / Entry Door Friction Hinge
Exterior Shower / 2 Afox Logo Director's Chairs
16 Gal DSI Gas/Elect Quick Recovery Water Heater
15m BTU Air Conditioner w/Condensation-Resistant Ducting
12V LED Awning w/Adjustable Pitch HW
Omni-Directional TV Antenna / Black Water Flush System
Outside Speakers/Battery Disconnect
Frameless Thermal Pane Windows w/Custom Wood Trim

Standard Features

Generator Ready / Satellite Ready
Electric Power Reel / Digital Thermostat
50 Amp Service
Interior Command Center
Roller Bearing Drawer Glides
Slow Rise Night Shades
42" 110 LED Smart TV & AM/FM Stereo w/Bluetooth
Smoke, LPG & CO Leak Detectors / Charge Wizard
Wall Mt Swivel Table With 4 Chairs (2 standard / 2 folding)
2 Cross-Slitch Swivel Rocker-Recliners
Tri-Fold Sofa With Decorative Throw Pillows
Solid Surface Kitchen Countertops
1.5 Cu Ft Over-The-Range, Convection Micro w/Range Hood
14 Cu Ft 12V SS Refel (Opt w/SoiX 6 Min.)
Kitchen Sink Center Island
Daylighter Kitchen Skylight w/ Ceiling Fan
Premium Fan Vent w/Remote/Tstat/Rain Sensor (Kitchen)
Exhaust Only Premium Fan Vent - Bathroom
Solid Surface Bathroom Countertops w/SS Sink
Porcelain, Foot-Pedal Toilet / Bath Skylight
Garden Shower / Glass Enclosure
Bathroom Courtesy Light
Telescoping Lighted Vanity Mirror / Lock Box
NW TruRest Mattress w/UltraDeck Sleep System
Premium Fan Vent w/Remote/Tstat/Rain Sen (Bedroom)
Hardwood Dresser Top / Bedroom Starlite w/ Shade
USB Charging Ports & 110 Outlets on Both Sides of Bed

Options

32" 110V LED Smart TV Bedroom
Surround-Soundbar
Slide-Out Topper
FLXguard Main Awning
2nd A/C (Low Pro 13.5K)---
---Replaces Bdrm Fan Vent
---50 Amp Service Required
15K Low Pro Air Conditioner w/Ducting---
15K Air Conditioner w/Ducting
Holding Tank Heat Pads (All Tanks)
Dual Motor Sliding Stab Jacks,Rear
3.6 Onan LP Generator
5.5 Onan Gold LP Gen...
...50 Amp Service Required
SoiX 6- +200 Watts of Solar
SoiX 8- +400 Watts of Solar
SoiX 10- +600 Watts of Solar
Winegard Carryout G2+...
...Sat Dish (DISH/DIRECT)
(HD Sat-Call For Options)
RV BBQ
Rear View Camera
Gateway Router



ABSOLUTE NORTHWOOD

Fifth Wheels



Description

| Model Number | 22G | 25R | 25W | 25Y | 28F | 29RK | 32A |
|--|--------|-------|-------|-------|--------|--------|--------|
| Dry Axle Weight (approx. Lbs.) | 4936 | 5898 | 6831 | 6640 | 7533 | 7705 | 7864 |
| Dry Hitch Weight (approx. Lbs.) | 599 | 711 | 764 | 802 | 769 | 805 | 1030 |
| Net Carrying Capacity | 1965 | 4091 | 3105 | 3258 | 2698 | 1890 | 2106 |
| Gross Dry Weight-lbs (approx. Lbs.) | 5535 | 6609 | 7595 | 7442 | 8302 | 8510 | 8894 |
| Gross Vehicle Weight Rating (GVWR)-Lbs. | 7500 | 10700 | 10700 | 10700 | 11000 | 10400 | 11000 |
| Exterior Length (approx. w/hitch) | 23'10" | 27'3" | 29'6" | 30'0" | 30'0" | 32'3" | 34'4" |
| Exterior Height (approx. incl. AC unit) | 11'4" | 11'7" | 11'7" | 11'7" | 11'11" | 11'11" | 11'11" |
| Exterior Width (approx. w/o awning) | 8'6" | 8'6" | 8'6" | 8'6" | 8'0" | 8'0" | 8'0" |
| Tire Size | ST225 | ST225 | ST225 | ST225 | ST235 | ST235 | ST235 |
| Load Range | 75R15 | 75R15 | 75R15 | 75R15 | 80R16 | 80R16 | 80R16 |
| Fresh Water w/ Water Heater (approx. gal.) | 50 | 63 | 57 | 57 | 58 | 58 | 67 |
| Gray Water Tank (approx. gal.) | 42 | 44 | 35/35 | 47 | 40 | 35/40 | 55 |
| Black Water Tank (approx. gal.) | 35 | 35 | 35 | 35 | 35 | 35 | 42 |
| LPG Capacity (approx. gal.) | 14 | 14 | 14 | 14 | 14 | 14 | 14 |
| CSA - Canadian Dealers Only | YES | YES | YES | YES | YES | YES | YES |
| Auto Ignition Furnace (1,000 BTU's) | 25 | 25 | 30 | 30 | 30 | 30 | 30 |

| Model Number | 27-5L | 29-5K | 29-5T | 30-5RD | 32-5M | 35-5Z |
|--|-------|--------|-------|--------|--------|-------|
| Dry Axle Weight (approx. Lbs.) | 8689 | 10059 | 10140 | 10210 | 10563 | 11599 |
| Dry Hitch Weight (approx. Lbs.) | 2246 | 2895 | 2490 | 2280 | 2928 | 2795 |
| Net Carrying Capacity | 2665 | 3346 | 3170 | 3110 | 2809 | 1706 |
| Gross Dry Weight-lbs (approx. Lbs.) | 10935 | 12954 | 12630 | 12490 | 13491 | 14394 |
| Gross Vehicle Weight Rating (GVWR)-Lbs. | 13600 | 16300 | 15800 | 15600 | 16300 | 16100 |
| Exterior Length (approx. w/hitch) | 29'9" | 35'10" | 34'7" | 35'1" | 36'10" | 39'8" |
| Exterior Height (approx. incl. AC unit) | 13'5" | 13'6" | 13'4" | 13'6" | 13'5" | 13'5" |
| Exterior Width (approx. w/o awning) | 8'6" | 8'6" | 8'6" | 8'6" | 8'6" | 8'6" |
| Tire Size | ST235 | LT235 | ST235 | LT235 | LT235 | LT235 |
| Load Range | 80R16 | 85R16 | 85R16 | 85R16 | 85R16 | 85R16 |
| Fresh Water w/ Water Heater (approx. gal.) | 88 | 88 | 88 | 88 | 88 | 88 |
| Gray Water Tank (approx. gal.) | 67/35 | 67/35 | 67 | 72 | 67 | 67 |
| Black Water Tank (approx. gal.) | 65 | 65 | 65 | 65 | 65 | 65 |
| LPG Capacity (approx. gal.) | 20 | 20 | 20 | 20 | 20 | 20 |
| CSA - Canadian Dealers Only | YES | YES | YES | YES | YES | YES |
| Auto Ignition Furnace (1,000 BTU's) | 35 | 35 | 35 | 35 | 35 | 35 |



Send us your testimonial with your pictures and you may be featured in our future promotions. Send your information to: feedback@northwoodmail.com

